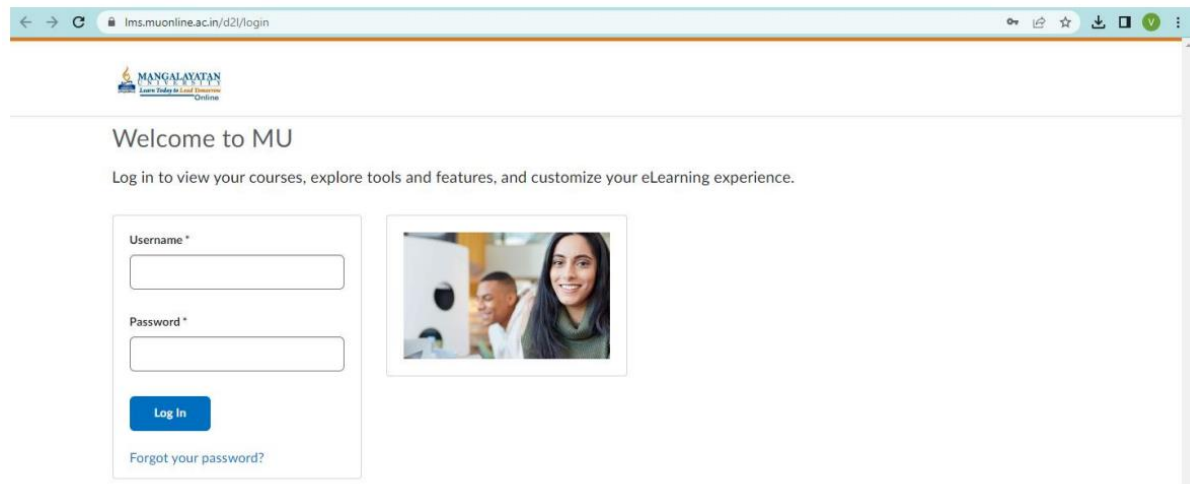


Mangalayatan University Online

Assignment Walkthrough Guide – Jan'25 Session

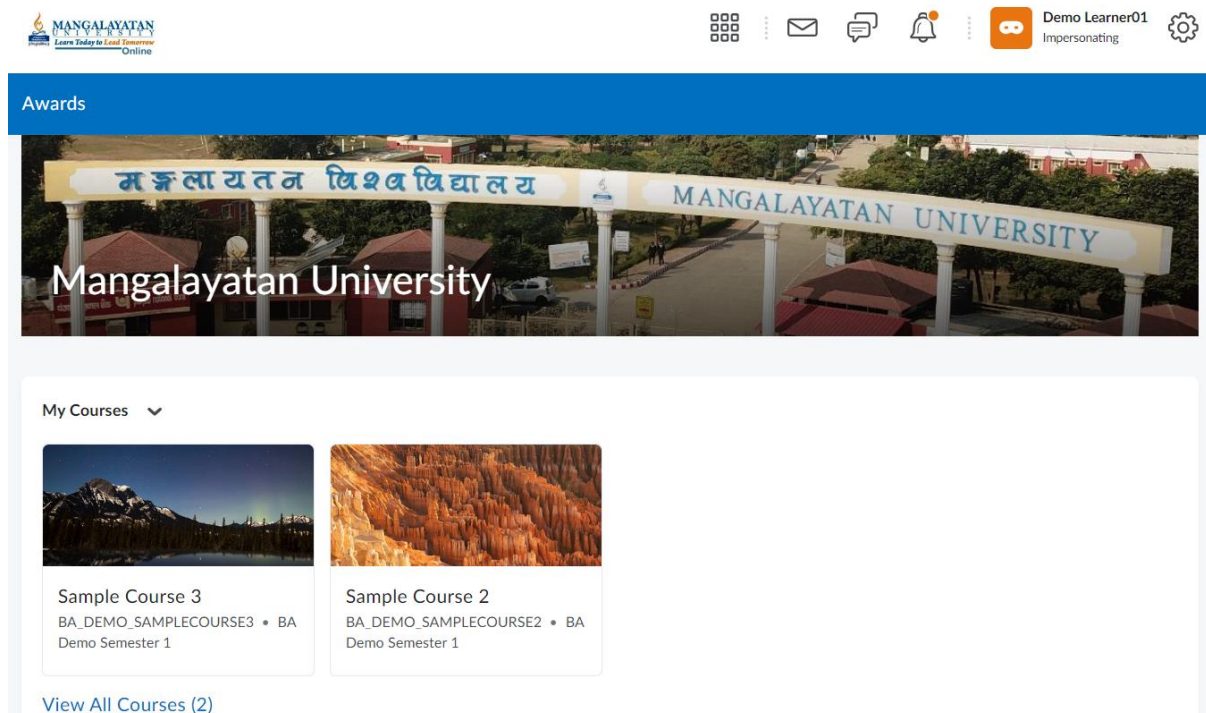
Click on the LMS Link -- <https://lms.muonline.ac.in/d2l/home>

You will be routed to the LMS Login Page (Kindly enter your Email Id as Registered with MU Online)




The screenshot shows the LMS Login Page for Mangalayatan University. The browser address bar displays `lms.muonline.ac.in/d2l/login`. The page header includes the university logo and the text "Welcome to MU". Below this, a message states: "Log in to view your courses, explore tools and features, and customize your eLearning experience." The login form consists of two input fields: "Username *" and "Password *", followed by a "Log In" button. A link for "Forgot your password?" is located below the password field. To the right of the login form is a small image of a woman smiling.







From your LMS Home Page Click on your respective Subject/Course. For Eg: Sample Course 2



The screenshot shows the LMS Home Page. The top navigation bar includes the university logo, a grid icon, an envelope icon, a speech bubble icon, a bell icon, and a user profile section for "Demo Learner01" with an "Impersonating" link and a settings gear icon. Below the navigation bar is a blue banner with the text "Awards". The main content area features a large image of the Mangalayatan University entrance gate with the text "Mangalayatan University" overlaid. Below this image is a section titled "My Courses" with a dropdown arrow. It displays two course cards: "Sample Course 3" (BA_DEMO_SAMPLECOURSE3 • BA Demo Semester 1) and "Sample Course 2" (BA_DEMO_SAMPLECOURSE2 • BA Demo Semester 1). At the bottom of the section is a link "View All Courses (2)".

Enter the course/subject you want to submit assignment for.

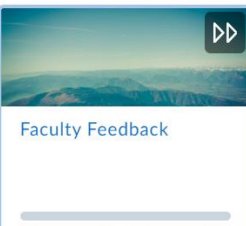

 Sample Course 2






 Vikas Chadha
 

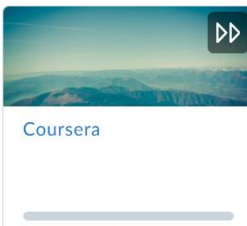
My Home Course Home Content **Assignments** Quizzes Discussions Class Progress Grades Classlist Zoom More ▾

Sample Course 2

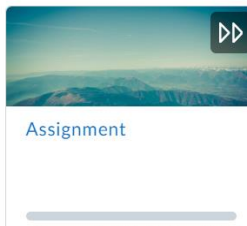
Modules/Units ▾



Faculty Feedback










Coursera



Assignment

Click on the Assignments Icon inside your respective Course/Subject

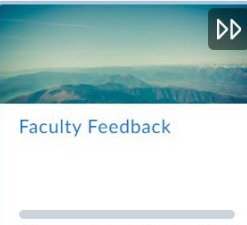

 Sample Course 2






 Demo Learner01
 Impersonating
 

My Home Course Home Content **Assignments** Quizzes Discussions Class Progress Grades Classlist Zoom Surveys

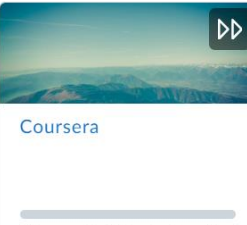
Sample Course 2

Modules/Units ▾




Faculty Feedback

0% 0 of 1 Topics Completed



Coursera

0% 0 of 1 Topics Completed



Assignment

You will be routed to the Assignment Page

Sample Course 2

My Home Course Home Content **Assignments** Quizzes Discussions Class Progress Grades Classlist Zoom Surveys

Assignments Help

[View History](#)

Assignment	Completion Status	Score	Evaluation Status
No Category			
Assignment Due on 31 January 2024 11:59 PM 9 Jan ... 31 Jan Attachments Assignment Cover Page -July'2023.pdf (181.25 KB)	Not Submitted	- / 30	

20 per page

Click on the Assignment Icon

Sample Course 2

My Home Course Home Content **Assignments** Quizzes Discussions Class Progress Grades Classlist Zoom Surveys

Assignments Help

[View History](#)

Assignment	Completion Status	Score	Evaluation Status
No Category			
Assignment Due on 31 January 2024 11:59 PM 9 Jan ... 31 Jan Attachments Assignment Cover Page -July'2023.pdf (181.25 KB)	Not Submitted	- / 30	

20 per page

Now you can see the Assignment questions as below.

Sample Course 2

My Home Course Home Content **Assignments** Quizzes Discussions Class Progress Grades Classlist Zoom Surveys

Assignments > Assignment

Assignment

[Hide Assignment Information](#)

Instructions
Hello.

Course Code	Block No.	Question No.	Word limit 200 words (6 marks each)
MAE 104	Block 1	Q1a	Trace the historical development of Teacher Education in India
MAE 104	Block 1	Q1b	Explore the implications of Constructivist philosophy in shaping teaching methodology
MAE 104	Block 2	Q2a	What are the roles and functions of NCTE and SCERT as agencies of Teacher Education?
MAE 104	Block 2	Q2b	Outline the goals and activities involved in teacher internships.
MAE 104	Block 3	Q3a	Highlight the importance of continuous professional development for teachers
MAE 104	Block 3	Q3b	What subjects or content are covered in Pre-service teacher education programs?
MAE 104	Block 4	Q4a	Define teacher professionalism and outline the key attitudes, and values expected of a professional teacher.
MAE 104	Block 4	Q4b	Discuss how Teacher Education programs help in developing professional attitudes and values among future educators
MAE 104	Block 5	Q5a	Describe current trends in research within Teacher Education. What are some emerging areas of interest?
MAE 104	Block 5	Q5b	Choose one area of research (e.g., Modification of Teacher Behavior, School Effectiveness) and explain its significance in Improving education

Below the questions, Download the attachment for assignment “cover page, complete your Assignment. Save your Assignment file as: Your Name_ Course Code_July’2023 Assignment
(Eg: Raman_BCA103_July’2023 Assignment)

MAE 104	Block 3	Q3a	Highlight the importance of continuous professional development for teachers
MAE 104	Block 3	Q3b	What subjects or content are covered in Pre-service teacher education programs?
MAE 104	Block 4	Q4a	Define teacher professionalism and outline the key attitudes, and values expected of a professional teacher.
MAE 104	Block 4	Q4b	Discuss how Teacher Education programs help in developing professional attitudes and values among future educators
MAE 104	Block 5	Q5a	Describe current trends in research within Teacher Education. What are some emerging areas of interest?
MAE 104	Block 5	Q5b	Choose one area of research (e.g., Modification of Teacher Behavior, School Effectiveness) and explain its significance in improving education

Due on 31 January 2024 11:59 PM

Available on 09 January 2024 12:01 AM. Access restricted before availability starts.

Available until 31 January 2024 11:59 PM. Access restricted after availability ends.

Attachments

 [Assignment Cover Page -July'2023.pdf](#) (181.25 KB)

Download All Files

Submit Assignment

Files to submit *

(0) file(s) to submit

After uploading, you must click Submit to complete the submission.

Click to the Icon “Add a file”.

Download All Files

Submit Assignment

Files to submit *

(0) file(s) to submit








































After uploading, you must click Submit to complete the submission.

Add a File

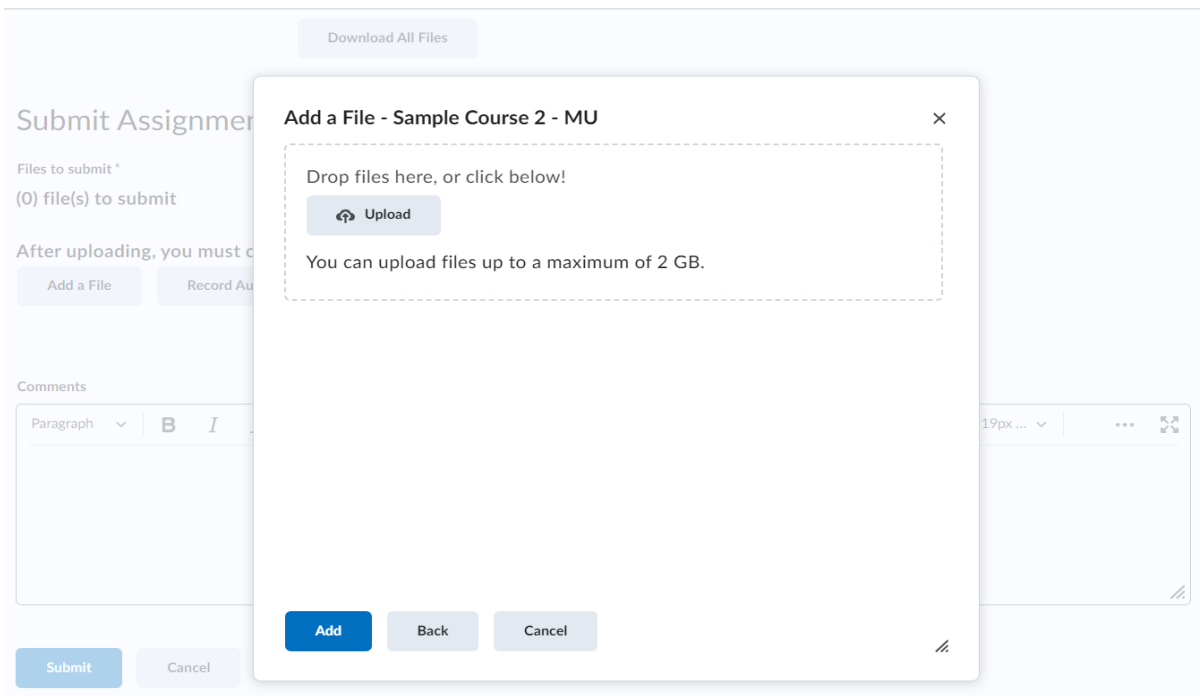
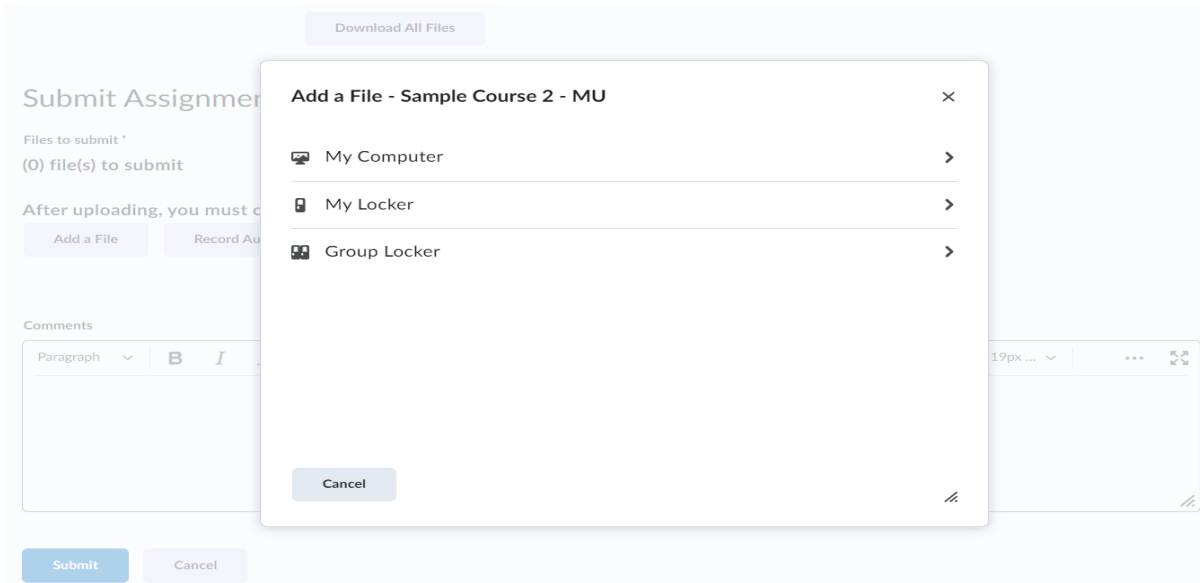
Record Audio

Record Video

Comments

Paragraph ▾ **B** *I* U                                       

Upload the assignment file **Only in the PDF format** (You can upload files up to a maximum of 2 GB).
 The PDF format applies to handwritten assignments also.



MAE 104 Block 5 Q5b Choose one area of research (e.g., Modification of Teacher Behavior, School Effectiveness) and explain its significance in improving education

Due on 31 January 2024 11:59 PM
 Available on 09 January 2024 12:00 AM
 Available until 31 January 2024 11:59 PM

Attachments

[Assignment Cover Page - July'2023.pdf](#) (181.25 KB) X

Submit Assignment

Files to submit *

(0) file(s) to submit

After uploading, you must click Submit to complete the submission.

[Add a File](#) [Record Audio](#) [Record Video](#)

You must select at least one file.

Comments

Paragraph B I

Add a File - Sample Course 2 - MU

Drop files here, or click below!

[Upload](#)

You can upload files up to a maximum of 2 GB.

[Sample Assignment.pdf](#) (181.25 KB) X

[Add](#) [Back](#) [Cancel](#)

Click on "Submit" Icon

Submit Assignment

Files to submit *

(1) file(s) to submit

After uploading, you must click Submit to complete the submission.

[Add a File](#)

[Record Audio](#)

[Record Video](#)

[Assignment Cover Page -July'2023.pdf](#) (181.25 KB) X

Source:My Computer

Comments

Paragraph B I

[Submit](#)

[Cancel](#)

Click on the "Done" icon and submit your Assignment

Review Assignment Submission

File submission successful

Submission ID

5

Submission(s)

[Assignment Cover Page -July'2023.pdf](#) (181.25 KB)

Comments

Assignment

Assignment

Submission Date

09 January 2024 2:57 PM

Submitted By

Demo Earner01

[Done](#)

[View History](#)

[Upload More Files](#)

You have successfully submitted your assignment. Similarly, Submit assignment for all your courses/subjects



Sample Course 2



Demo Learner01
Impersonating



[My Home](#) [Course Home](#) [Content](#) [Assignments](#) [Quizzes](#) [Discussions](#) [Class Progress](#) [Grades](#) [Classlist](#) [Zoom](#) [Surveys](#)

Assignments

[Help](#)

[View History](#)

Assignment	Completion Status	Score	Evaluation Status
No Category			
Assignment Due on 31 January 2024 11:59 PM 9 Jan - 31 Jan Attachments Assignment Cover Page -July'2023.pdf (181.25 KB)	1 Submission, 1 File	- / 30	

20 per page

THANK YOU!



UGC
ENTITLED



AICTE
APPROVED



MEMBER
OF AU